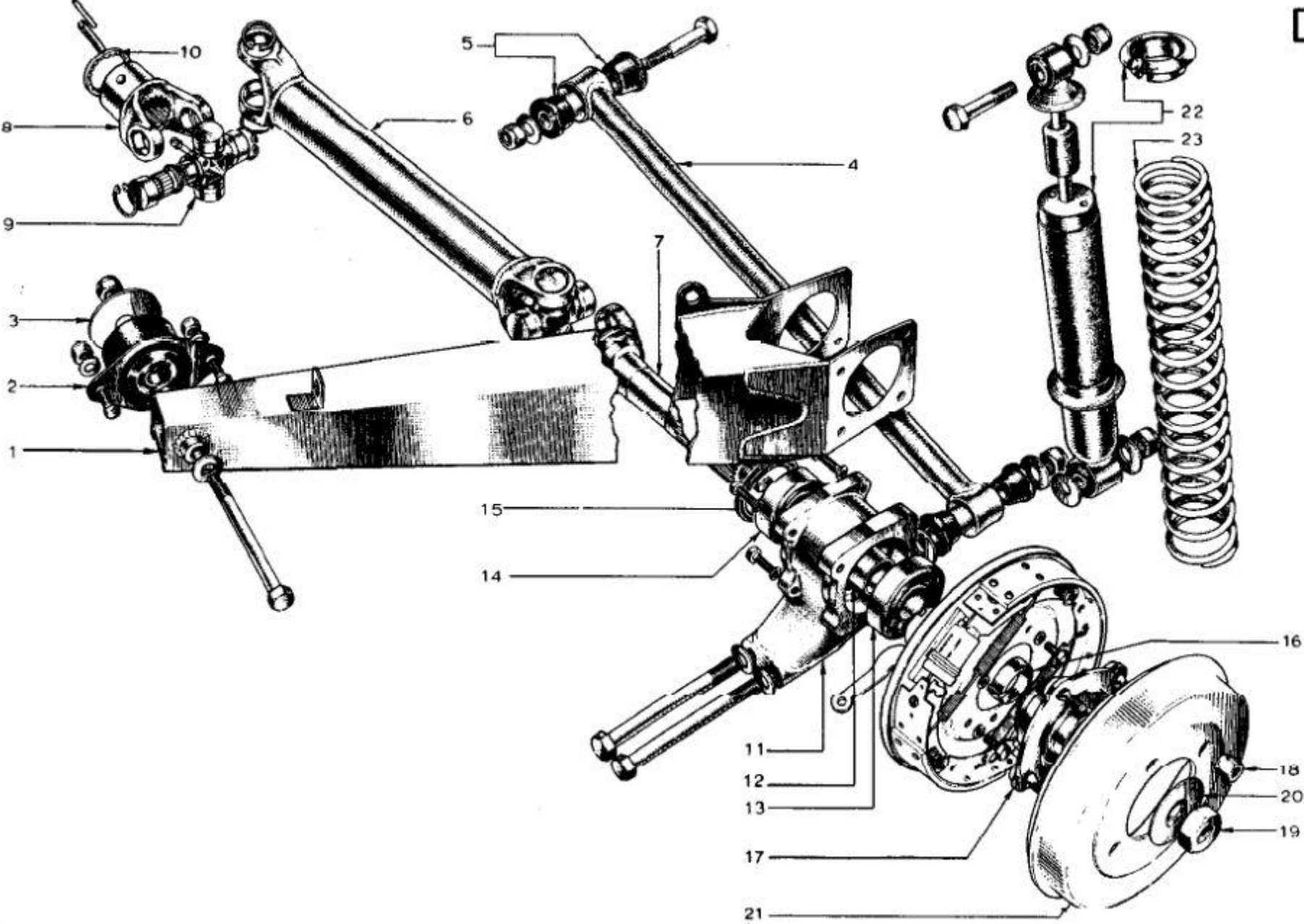


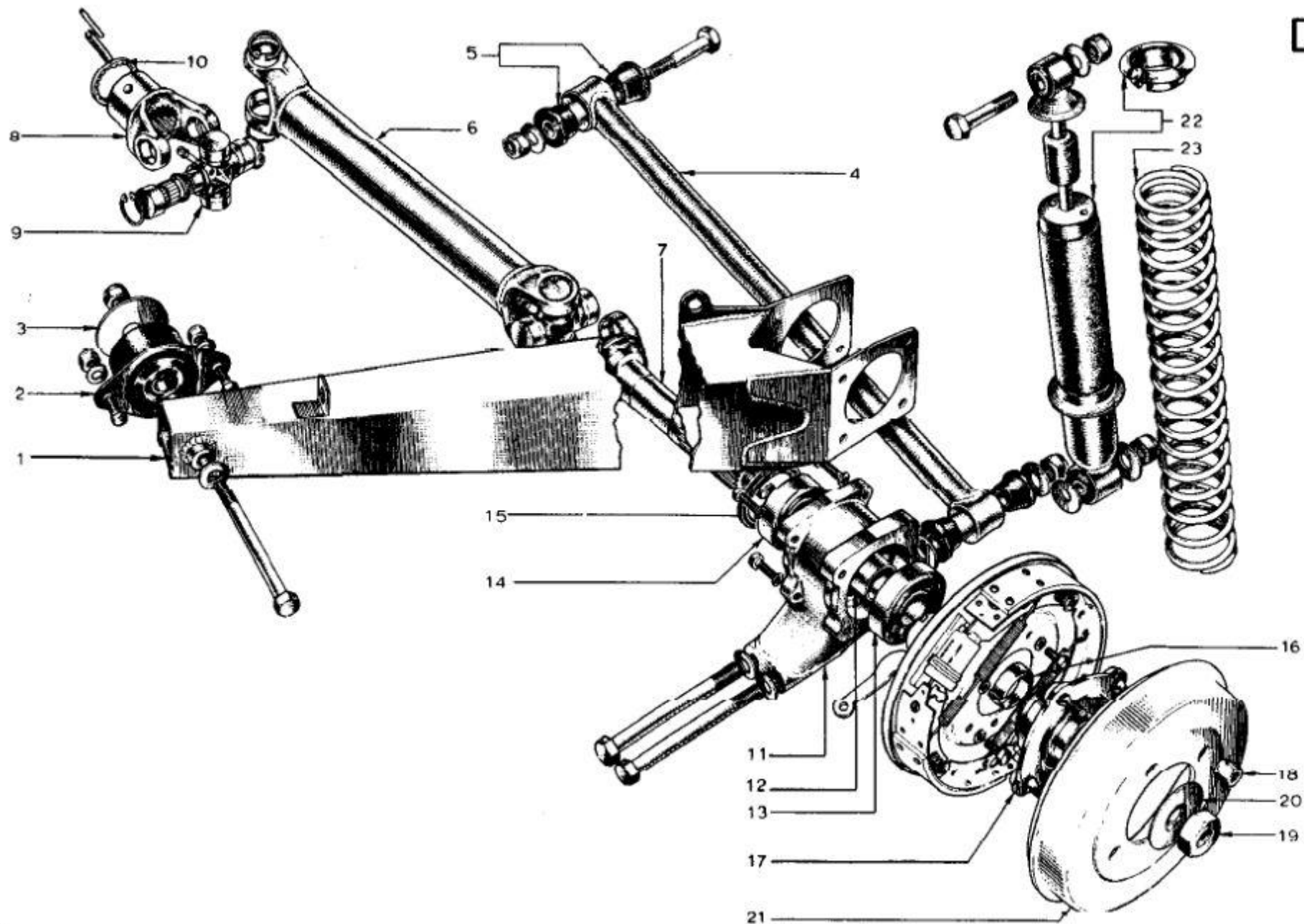
DA



Lotus Europa S1/S2 Parts Manual - Section DA - Suspension - Rear - Page 2

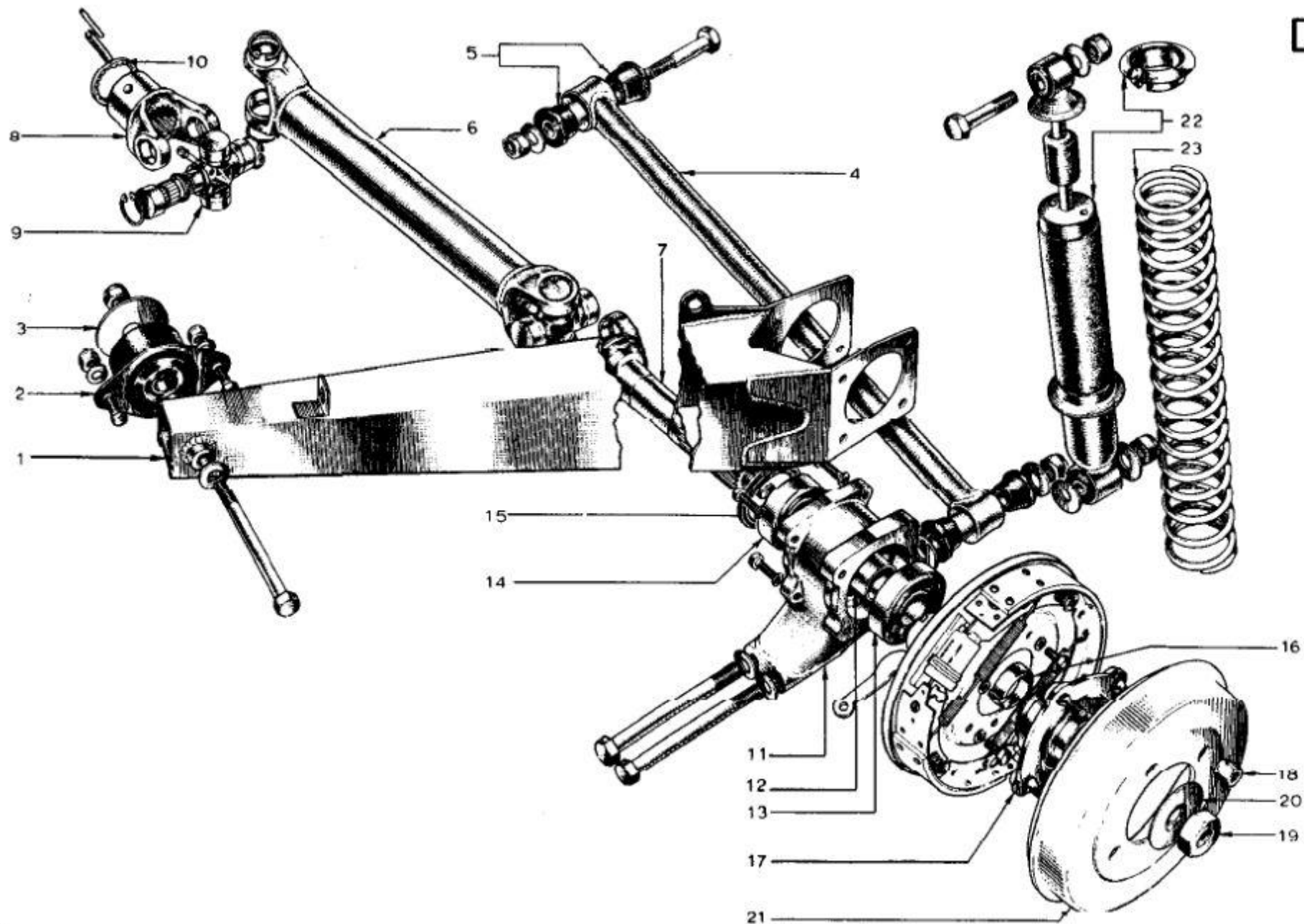
Item	Lotus #	S1	S1A/B	S2	S2 Fed	TC	TC Fed	TCS	TCS F	LHD	RHD	Description	Change Point Notes Bulletin Reference
1	046D0131	1	1	1	1							Radius Arm LH	
1	046D0132	1	1	1	1							Radius Arm RH	
2	046D6000	2	2	2	2							Resilient Mounting (Metalastic)	
3	A07W3212	2	2	2	2							Washer - Resilient Mounting to Radius Arm	
3	XUFB0772	2	2	2	2							Bolt - Resilient Mounting to Radius Arm	
3	YUFN070F	2	2	2	2							Nut - Nyloc or Stover - Resilient Mounting to Radius Arm	7/16" x 20 TPI, 11/16" head
3	A07W1405	2	2	2	2							Washer - Resilient Mounting to Radius Arm	
3	XUFS0516	4	4	4	4							Bolt - Resilient Mounting to Chassis	
3	YUFN050F	4	4	4	4							Nut - Resilient Mounting to Chassis	
3	A05W1606	4	4	4	4							Washer - Resilient Mounting to Chassis	3/32" thick, 7/8" OD, 13/32" ID
3	026B0079											Washer - Toe-in Adjustment (As Required)	
4	046D0014	2	2	2	2							Lower Link	
5	XUFB0840	3	3	3	3							Bolt - Lower Link to Mounting Bracket	3/4" head, 2 1/2" long, 1 1/4" long threads. 1/2" x 20 TPI
5	XUFN080F	2	2	2	2							Nut - Lower Link to Mounting Bracket	
5	A08W2006	2	2	2	2							Washer - Lower Link to Mounting Bracket	1/16" thick, 1 1/2" OD, 1/2" ID
5	XUFB0872	2	2	2	2							Bolt - Lower Link to Rear Hub	Length 4 1/2", thread length 1 1/4", 1/2" x 20 TPI, head 3/4"
5	YUFN080F	2	2	2	2							Nut - Nyloc or Stover - Lower Link to Rear Hub	1/2" x 20 TPI, 3/4" head
5	A08W1606	4	4	4	4							Washer - Lower Link to Rear Hub	
5	A08W1606	2	2	2	2							Washer - Lower Link to Rear Hub	
6	046D0015	2	2	2	2							Intermediate Drive Shaft	
7	046D0005	2	2	2	2							Outboard Drive Shaft (Rear Stub Axle)	
8	046R6005	4	4	4	4							Yoke - Inboard Drive Shaft	
9	046D6005	4	4	4	4							Universal joint	
10	046R0022											Spacer Ring (0.405 ins. Undersize) (As Required)	
10	046R0023											Spacer Ring (0.410 ins. Undersize) (As Required)	
10	046R0024											Spacer Ring (1st Oversize) (As Required)	
10	046R0025											Spacer Ring (2nd Oversize 0.420 ins) (As Required)	
10	046R0026											Spacer Ring (3rd Oversize) (As Required)	
10	046R6000	2	2	2	2							Tension Pin - Outer - Drive Shaft to Final Drive	
10	046R6001	2	2	2	2							Tension Pin - Inner - Drive Shaft to Final Drive	
10	A054D0187											Shim 0.005 ins. (All - As Required)	

DA



Item	Lotus #	S1	S1A/B	S2	S2 Fed	TC	TC Fed	TCS	TCS F	LHD	RHD	Description	Change Point Notes Bulletin Reference
10	A054D0188											Shim 0.015 ins. (All - As Required)	
11	046D0004											Replaced by A046D0004 with 1 of A046D0005	Up to Chassis No. 0050
11	A046D0004	1	1	1	1							Rear Wheel Bearing Housing LH	From Chassis No. 0051
11	046D0005											Replaced by A046D0005 with 1 of A046D0005	Up to Chassis No. 0050
11	A046D0005	1	1	1	1							Rear Wheel Bearing Housing RH	From Chassis No. 0051
11	XUFS0512	8	8	8	8							Bolt - Wheel Bearing Housing to Radius Arm	3/4" long, all thread, 5/16" x 24 TPI, 1/2" head
11	L05W0000	8	8	8	8							Washer - Wheel Bearing Housing to Radius Arm	7/64" thick split washer, 19/32" OD, 5/16" ID
12	046D0148	2	2	2	2							Spacer - Wheel Bearing to Wheel Bearing	
12	036D6001											Replaced by 036D6017	
13	036D6017	2	2	2	2							Wheel Bearing - Rear Outer	From Chassis No. 1643
14	046D6003	2	2	2	2							Wheel Bearing - Rear Inner	
15	054D0171	2	2	2	2							Seal Ring	SB - Service III 1969/20
16	A054D0186	2	2	2	2							Spacer - Hub to Wheel Bearing	
17	046D0001	2	2	2	2							Rear Hub	
17	036D6002	8	8	8	8							Wheel Stud	Thread: 3/8-24, Knurl Dia.: .519", Length: 1.237", Shoulder Length: .455"
18	036D6000	8	8	8	8							Wheel Nut	Thread: 3/8-24
19	046D6007	2	2	2	2							Hub Retaining Nut	
20	046D6006	2	2	2	2							Lock Washer	
21	046J6023	2	2	2	2							Brake Drum - Rear or 046J6024	
21	046J6024	2	2	2	2							Brake Drum - Rear or 046J6023	
21	046D0007											Replaced by A046D0007 in pairs	Up to Chassis No. 0254 SB - 1968/69
22	A046D0007	2	2	2								Rear Damper	From Chassis No. 0255 to ?
22	046D0007				2							Rear Damper	From Chassis No. 1066 to 2583
22	A065D0007				2							Rear Damper	From Chassis No. 2584
22	046D6008	4	4	4	4							Bush - Damper	
23	026C0010											Replaced by 026C0010A in pairs	Up to Chassis No. 0254
23	026C0010A	2	2	2								Road Spring - Rear	From Chassis No. 0255 to ?

DA



Item	Lotus #	S1	S1A/B	S2	S2 Fed	TC	TC Fed	TCS	TCS F	LHD	RHD	Description	Change Point Notes Bulletin Reference
23	026C0010A				2							Road Spring - Rear	From Chassis No. 1066 to 2583
23	065D0010				2							Road Spring - Rear	From Chassis No. 2584
23	XUFB0840	2	2	2	2							Bolt - Damper to Cross Beam	Up to Chassis No. 0388 - 3/4" head, 2 1/2" long, 1 1/4" long threads. 1/2" x 20 TPI
23	XUFB0844	2	2	2	2							Bolt - Damper to Cross Beam	From Chassis No. 0389
23	YUFN080F	2	2	2	2							Nut - Nyloc or Stover - Damper to Cross Beam	1/2" x 20 TPI, 3/4" head
23	A08W1606	4	4	4	4							Washer - Damper to Cross Beam	
23	XUFB0872	2	2	2	2							Bolt - Damper to Wheel Bearing Housing	Length 4 1/2", thread length 1 1/4", 1/2" x 20 TPI, head 3/4"
23	YUFN080F	2	2	2	2							Nut - Nyloc or Stover - Damper to Wheel Bearing Housing	1/2" x 20 TPI, 3/4" head
23	A08W1606	2	2	2	2							Washer - Damper to Wheel Bearing Housing	
23	A08W2006	4	4	4	4							Washer - Damper to Wheel Bearing Housing	1/16" thick, 1 1/2" OD, 1/2" ID
5	046D6001	8	8	8	8							Bush - Lower Link	29/32" long