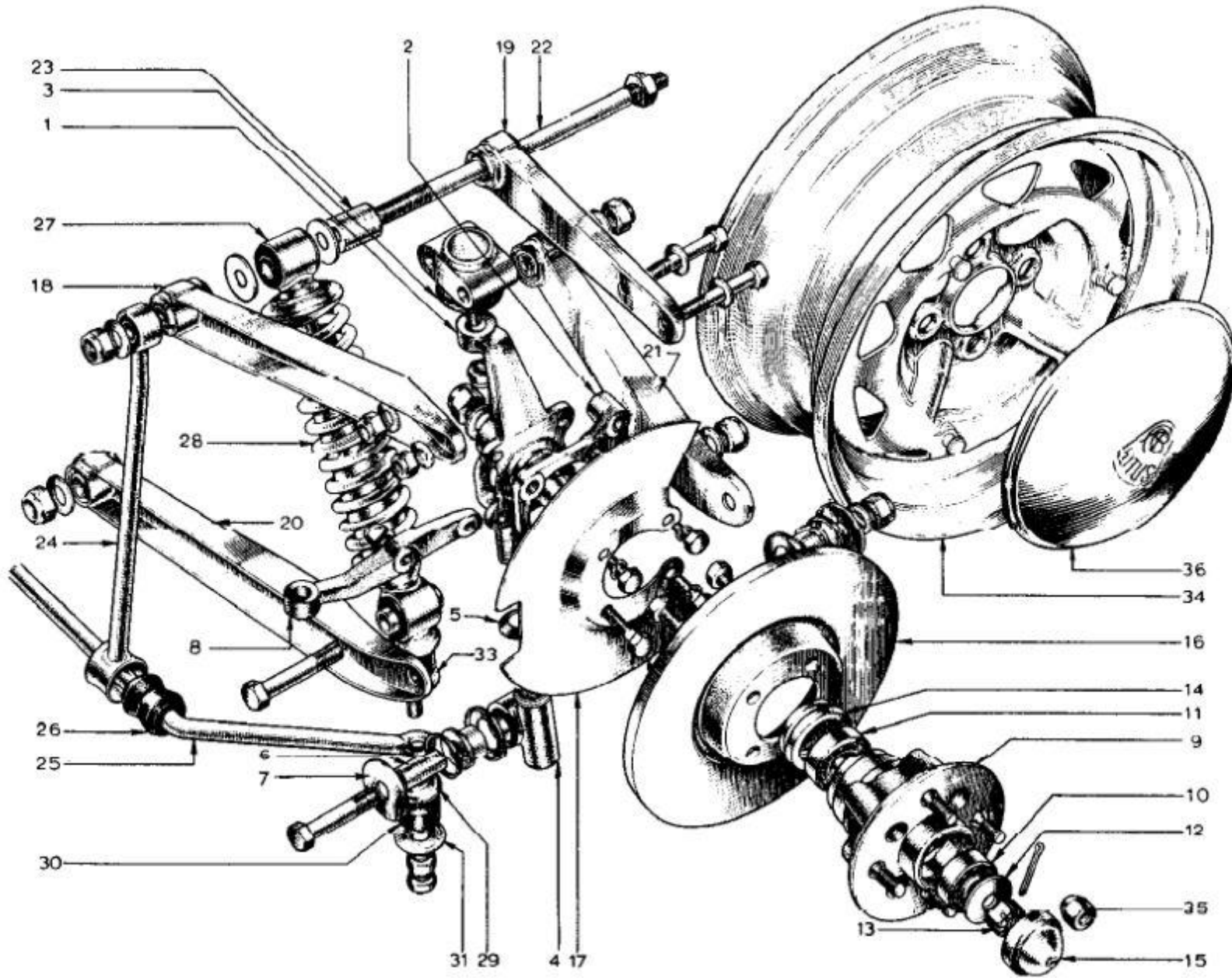


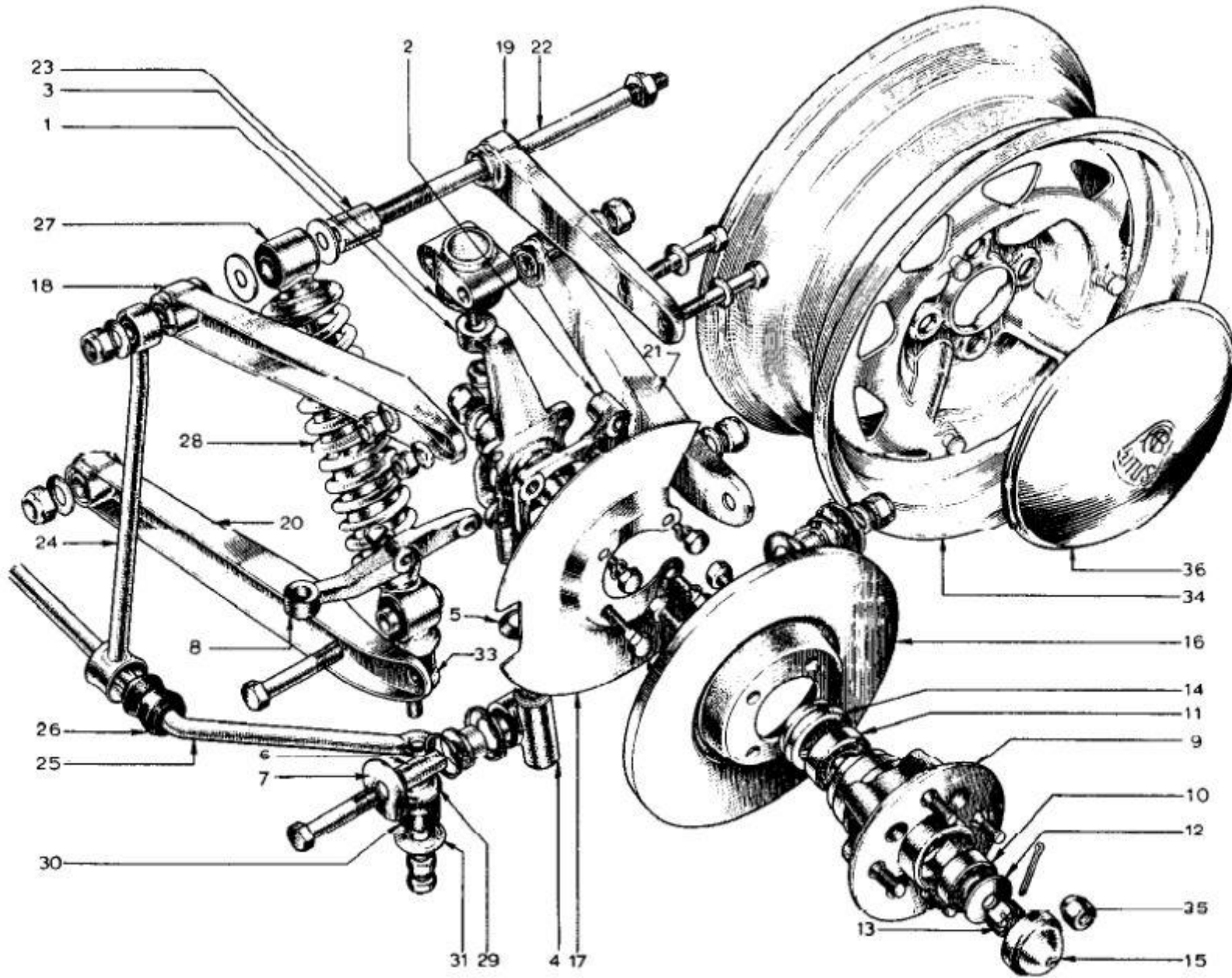
CA



Lotus Europa S1/S2 Parts Manual - Section CA - Suspension - Front - Page 2

Item	Lotus #	S1	S1A/B	S2	S2 Fed	TC	TC Fed	TCS	TCS F	LHD	RHD	Description	Change Point Notes Bulletin Reference
1	036C6005	1	1	1	1							Vertical Link R/H	
1	036C6006	1	1	1	1							Vertical Link L/H	
1	036C6008	2	2	2	2							Stub Axle (Front)	
1	036C6011	2	2	2	2							Nut - Nyloc or Stover - Stub Axle to Vertical Link or 036C6033	1/2" x 20 TPI, 3/4" head
1	036C6033	2	2	2	2							Nut - Nyloc or Stover - Stub Axle to Vertical Link or 036C6011	1/2" x 20 TPI, 3/4" head
1	036C6012	2	2	2	2							Washer - Stub Axle to Vertical Link or 036C6034	
1	036C6034	2	2	2	2							Washer - Stub Axle to Vertical Link or 036C6012	
2	036C6021	1	1	1	1							Caliper Mounting Plate R/H	
2	036C6022	1	1	1	1							Caliper Mounting Plate L/H	
3	036C6007	2	2	2	2							Ball Joint Assembly Upper	
3	YUFN0705	2	2	2	2							Nut - Ball Joint to Vertical Link	
4	036C6025	1	1	1	1							Lower Trunnion Assembly R/H	
4	036C6026	1	1	1	1							Lower Trunnion Assembly L/H	
5	036C6028	2	2	2	2							Seal - Lower Trunnion	
6	036C6031	2	2	2	2							Sleeve - Lower Trunnion	
6	036C6030	4	4	4	4							Seal - Lower Trunnion	
7	036C6032	4	4	4	4							Washer - Lower Trunnion	
7	036C6029	4	4	4	4							Washer - Lower Trunnion	
7	050B6005	4	4	4	4							Bush - Lower Trunnion	
6	XUFB0740	2	2	2	2							Bolt - Lower Trunnion to Wishbone	2 1/2" long, 1 1/8" thread length, 7/16" x 20 TPI, 5/8" head
7	YUFN070F	2	2	2	2							Nut - Nyloc or Stover - Lower Trunnion to Wishbone	7/16" x 20 TPI, 11/16" head
7	A07W1405	2	2	2	2							Washer - Lower Trunnion to Wishbone	
8	036H6000	1	1	1	1							Steering Arm R/H	
8	036H6001	1	1	1	1							Steering Arm L/H	
9	036C6014	2	2	2	2							Front Hub	
9	036C6015	8	8	8	8							Wheel Stud	Thread: 3/8-24, Knurl Dia.: .519", Length: 1.237", Shoulder Length: .455"
10	036C6016	2	2	2	2							Wheel Bearing - Front Outer	
11	036C6017	2	2	2	2							Wheel Bearing - Front Inner	

CA

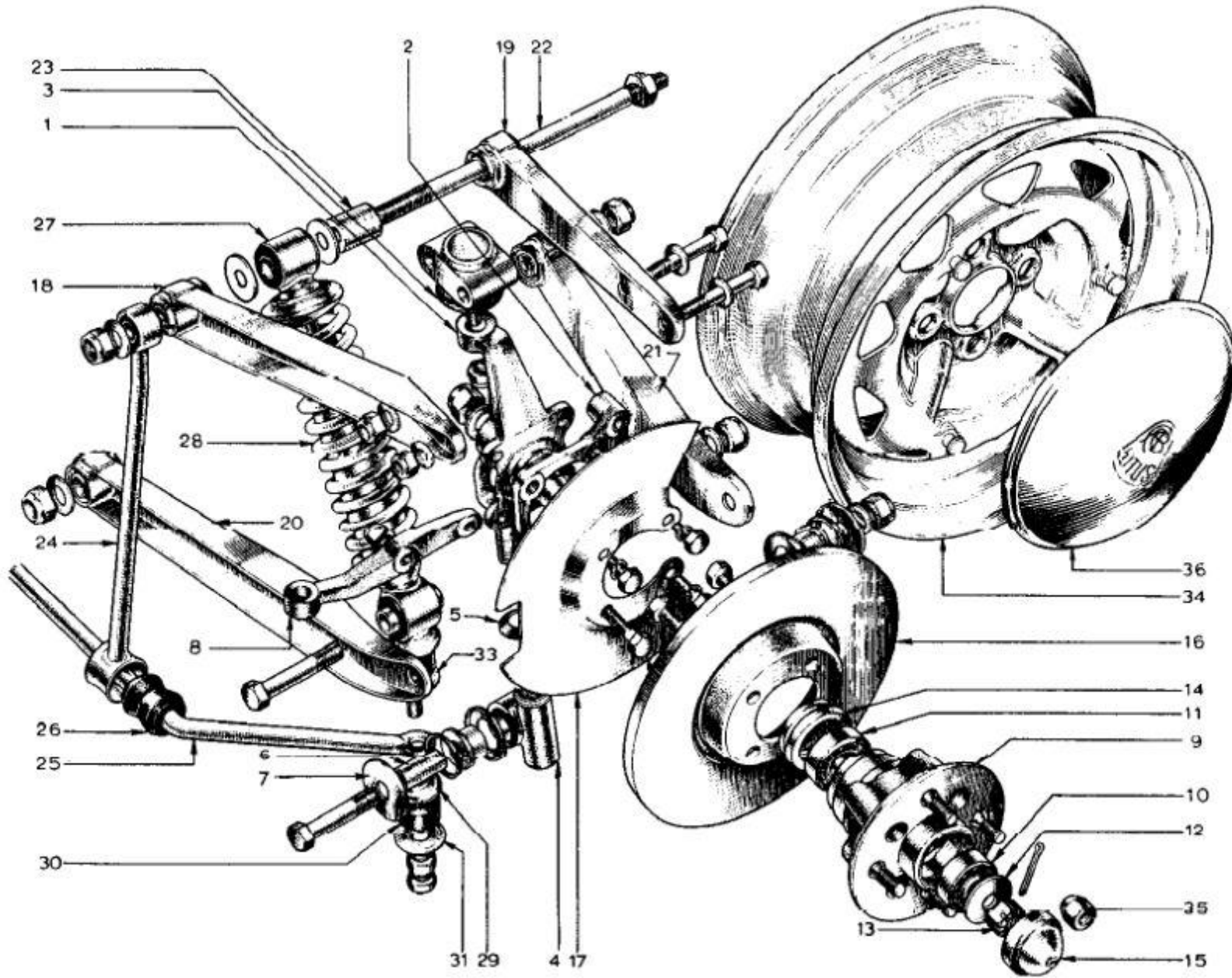


C6

Lotus Europa S1/S2 Parts Manual - Section CA - Suspension - Front - Page 4

Item	Lotus #	S1	S1A/B	S2	S2 Fed	TC	TC Fed	TCS	TCS F	LHD	RHD	Description	Change Point Notes Bulletin Reference
12	036C6009	2	2	2	2							D Washer - Hub to Stub Axle	
13	036C6010	2	2	2	2							Castellated Nut - Hub to Stub Axle	
13	W0087	2	2	2	2							Split Pin - Hub to Stub Axle	
13	036J6009	8	8	8	8							Bolt - Brake Disc to Front Hub	9/16"
13	036J6010	8	8	8	8							Washer - Brake Disc to Front Hub	9/16"
14	036C6018	2	2	2	2							Oil Seal - Front Hub	
15	036C6013	2	2	2	2							Grease Cap	
16	036J6008	2	2	2	2							Brake Disc	
17	036C6019	1	1	1	1							Dust Cover - R/H	
17	036C6020	1	1	1	1							Dust Cover - L/H	
17	036C6023	2	2	2	2							Bolt - Dust Cover - Caliper Mounting Plate & Steering Arm to Vertical Link	9/16" x 2.25" long with 1" thread length
17	036C6024	8	8	8	8							Bolt - Dust Cover - Caliper Mounting Plate to Vertical Link	1/2" x 3/4" long (add 1/2" split washer)
8	YUFN060F	2	2	2	2							Nut - Steering Arm to Vertical Link	
18	046C0087											Replaced by A046C0093 with 1 of A046C0094 - 1 of A046C0095 - 1 of A046C0096 - 2 of A046C0719	Up to Chassis No. 0479 SB - Service 1968/19 SB - Parts 1969/40
18	A046C0093	1	1	1	1							Wishbone - Top Leading L/H	From Chassis No. 0480
18	46C0087											Replaced by A046C0094 with 1 of A046C0093 - 1 of A046C0095 - 1 of A046C0096 - 2 of A046C0710	Up to Chassis No. 0479 SB - Service 1968/19 SB - Parts 1969/40
18	A046C0094	1	1	1	1							Wishbone - Top Leading R/H	From Chassis No. 0480
19	A046C0095	1	1	1	1							Wishbone - Top Trailing L/H	From Chassis No. 0480 to ?
19	A065C0095				1							Wishbone - Top Trailing L/H	From Chassis No. 2584
19	046C0088											Replaced by A046C0096 with 1 of A046C0093 - 1 of A046C0094 - 1 of A046C0095 - 2 of A046C0710	Up to Chassis No. 0479 SB - Service 1968/19 SB - Parts 1969/40
19	A046C0096	1	1	1	1							Wishbone - Top Trailing R/H	From Chassis No. 0480 to ?
19	A065C0096				1							Wishbone - Top Trailing R/H	From Chassis No. 2584
20	A046C0043	2	2	2								Wishbone - Bottom	Up to Chassis No.
20	A046C0043				2							Wishbone - Bottom	Up to Chassis No. 2583
20	A046C0043				2							Wishbone - Bottom	From Chassis No. 2584
21	A046C0044	2	2	2								Wishbone - Bottom	Up to Chassis No.
21	A046C0044				2							Wishbone - Bottom	Up to Chassis No. 2583

CA

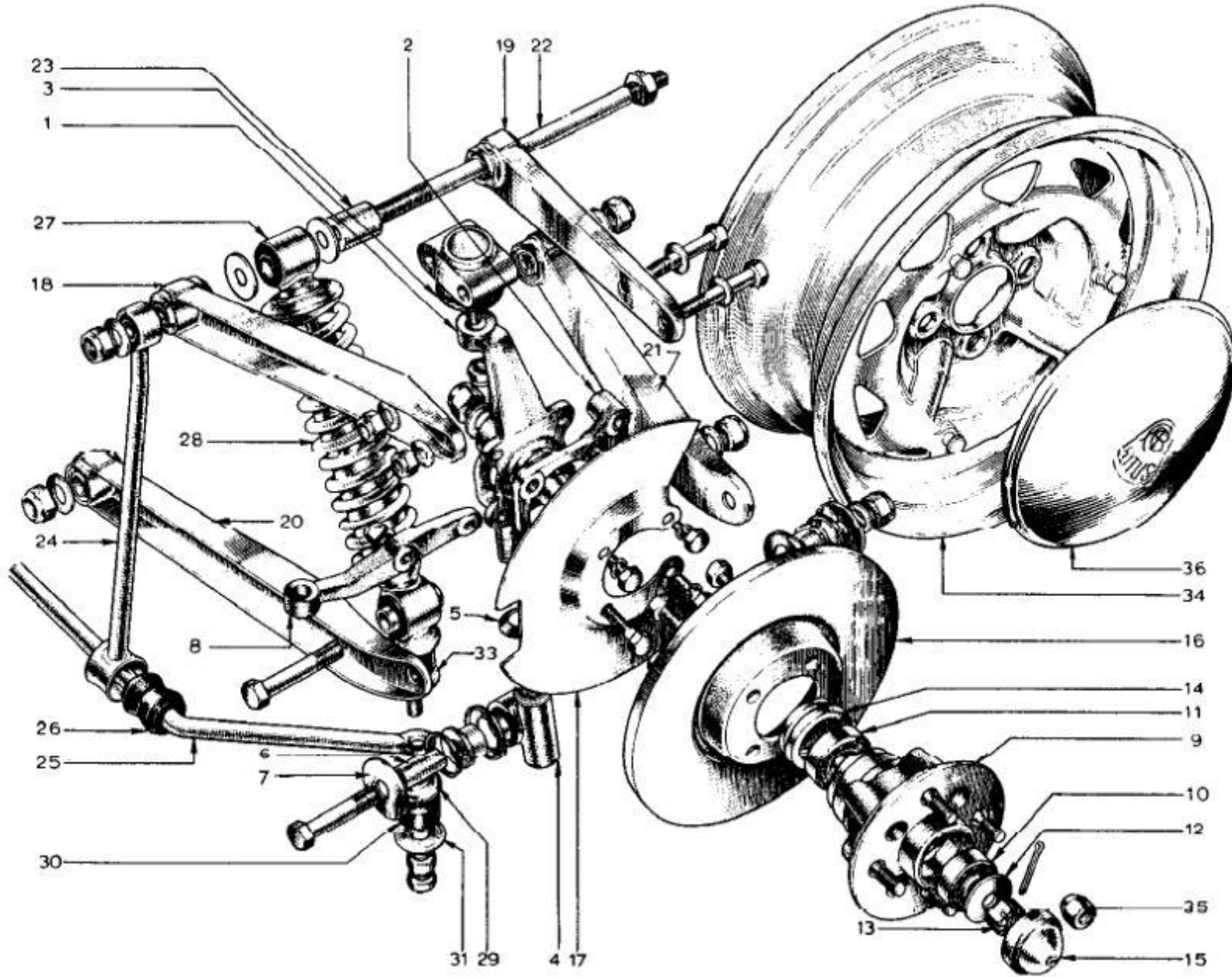


C6

Lotus Europa S1/S2 Parts Manual - Section CA - Suspension - Front - Page 6

Item	Lotus #	S1	S1A/B	S2	S2 Fed	TC	TC Fed	TCS	TCS F	LHD	RHD	Description	Change Point Notes Bulletin Reference
21	A046C0044				2							Wishbone - Bottom	From Chassis No. 2584
21	036C6004	8	8	8	8							Bush - Wishbone	
21	XUFB0840	2	2	2								Bolt - Damper to Wishbone (Lower)	Up to Chassis No. 3/4" head, 2 1/2" long, 1 1/4" long threads. 1/2" x 20 TPI
21	XUFB0840				2							Bolt - Damper to Wishbone (Lower)	Up to Chassis No. 2583 3/4" head, 2 1/2" long, 1 1/4" long threads. 1/2" x 20 TPI
21	XUFB0854				2							Bolt - Damper to Wishbone (Lower)	From Chassis No. 2584
21	A08W1606	4	4	4	4							Washer - Damper to Wishbone (Lower)	
21	YUFN080F	4	4	4	4							Nut - Nyloc or Stover - Damper to Wishbone (Lower)	1/2" x 20 TPI, 3/4" head
21	A08W2006				4							Washer	1/16" thick, 1 1/2" OD, 1/2" ID
21	XUFB0536	4	4	4	4							Bolt - Wishbone to Ball Joint	1/2" head, 2 7/32" long, 15/16" threads, 9/32" OD
21	YUFN050P	4	4	4	4							Nut - Nyloc - Wishbone to Ball Joint	
21	A05W1007	8	8	8	8							Washer - Wishbone to Ball Joint	1/16" thick, 5/8" OD and 9/32" ID
22	046C0092	2	2									Stud - Wishbone (Anti roll bar Link and Damper to Chassis)	Up to Chassis No. 0644
22	A046C0092			2								Stud - Wishbone (Anti roll bar Link and Damper to Chassis)	From Chassis No 0645
22	A046C0092				2							Stud - Wishbone (Anti roll bar Link and Damper to Chassis)	From Chassis No. 1066
22	B046C0092				2							Stud - Wishbone (Anti roll bar Link and Damper to Chassis)	From Chassis No. 2584
22	YUFN080F	6	6	6	6							Nut - Nyloc or Stover - Wishbone (Anti roll Bar Link and Damper to Chassis)	1/2" x 20 TPI, 3/4" head
22	128F	6	6	6	6							Washer - Wishbone (Anti roll Bar Link and Damper to Chassis)	
23	W0216	2	2	2	2							Spacer Bush - Service Option	Up to Chassis No. ?
24	046C0005	2	2	2	2							Link - Anti Roll to Chassis	Up to Chassis No. ?
24	054C0005	2	2	2	2							Link - Anti Roll Bar to Chassis	From Chassis No. ?
24	046C6001	2	2	2	2							Bush - Anti Roll Bar Link	
25	046C0003	1	1	1	1							Anti Roll bar	Up to Chassis No. ?
25	A046C0003	1	1	1	1							Anti Roll Bar	From Chassis No. ?

CA



Lotus Europa S1/S2 Parts Manual - Section CA - Suspension - Front - Page 8

Item	Lotus #	S1	S1A/B	S2	S2 Fed	TC	TC Fed	TCS	TCS F	LHD	RHD	Description	Change Point Notes Bulletin Reference
26	036C6027	2	2	2	2							Bush - Anti Roll Bar to Link	
26	046C0710											Replaced by A046C0710 in pairs	Up to Chassis No. 0479
27	A046C0710	2	2	2								Damper and Spring Assembly	From Chassis No 0480 to ?
27	A046C0710				2							Damper and Spring Assembly	Up to Chassis No. 2583
27	B065C0730				2							Damper and Spring Assembly	From Chassis No. 2584
28	046C0010											Replaced by A046C0010 in pairs	Up to Chassis No. 0479
28	A046C0010	2	2	2								Spring - Front	From Chassis No. 0480 to ?
28	A046C0010				2							Spring - Front	Up to Chassis No. 2583
28	B065C0010				2							Spring - Front	From Chassis No. 2584
29	036C6000	2	2	2	2							Plate - Damper to Anti Roll Bar	
30	046C6000	4	4	4	4							Rubber - Damper to Anti Roll Bar	
31	036C6003	2	2	2	2							Retainer - Damper to Anti Roll Bar (Lower)	
33	036C6001	2	2	2	2							Retainer - Damper to Anti Roll Bar (Upper)	
33	AFUN060F	2	2	2	2							Nut - Damper to Anti Roll Bar	
33	AUFN060H	2	2	2	2							Nut - Damper to Anti Roll Bar	
33	A065C0112											Bush (S2 & S2 Federal As Required)	
34	A026G0001	5	5	5	5							Road Wheel	
35	036D6000	8	8	8	8							Wheel Nut	Thread: 3/8-24
36	026G0002	4	4	4	4							Hub Cap	